

INTERNATIONAL STUDENT SERVICES



ANNUAL REPORT 2022

Uof
SC **Global Carolina**
University of South Carolina

TABLE OF CONTENTS

Report Overview	06
Enrollment by Place of Origin	08
Enrollment by College	10
Enrollment by Major	12
Global Carolina Programs	22
Sponsored International Students	23
Other International Student Categories	24
Fall 2022 Staff	26
Student Staff	27



1705 College Street
Close-Hipp Suite 470
Columbia, SC 29208



803-777-7461



sc.edu/internationalservices



iss@sc.edu



[@usciss](https://twitter.com/usciss)



[@uofscinternational](https://www.instagram.com/uofscinternational)



facebook.com/usciss



<https://www.youtube.com/channel/UCYlnqbf2b28YCXem3YsJOBA>





OUR MISSION

International Student Services supports nonimmigrant international students and institutional stakeholders on matters of immigration compliance and cross-cultural adjustment to promote academic success. ISS contributes to global engagement of the greater University of South Carolina community through dynamic internationalization programming.

OUR VISION

To inspire University of South Carolina students to forge international connections, to engage in transformative educational experiences through a lens of global curiosity, and ultimately, to engender positive change in the world through their increased intercultural competence.



WHAT IS THE ISS REPORT?

The Fall 2022 International Student Enrollment Report provides an overview of international student enrollment at the University of South Carolina Columbia campus for the Fall 2022 semester. In addition to F-1 and J-1 students at the UofSC Columbia campus, this report includes basic data for international enrollment at Palmetto campuses, English Programs for Internationals, the International Accelerator Program, Optional Practical Training students, and other non-U.S. citizen students. For reporting purposes, "international" is understood as an individual who is enrolled for credit at the University of South Carolina and is on an F-1 or J-1 visa. Other types of visas and immigration classifications are not included in this report unless otherwise noted.

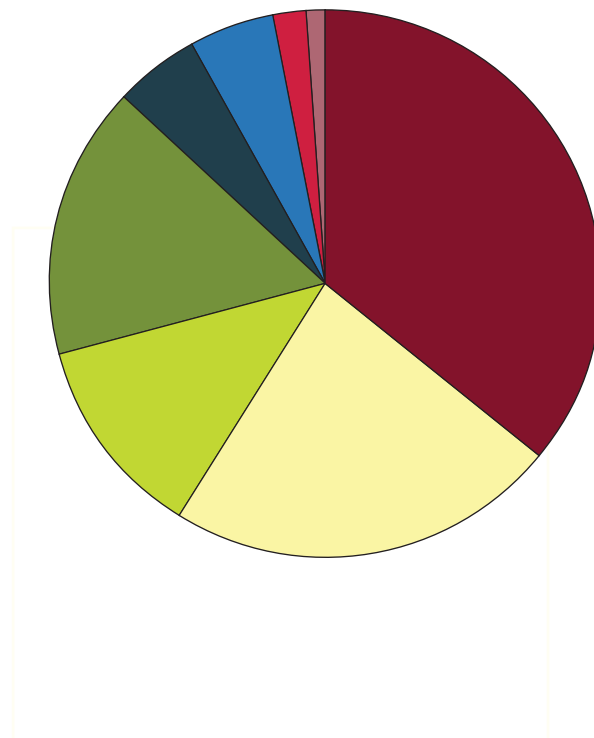
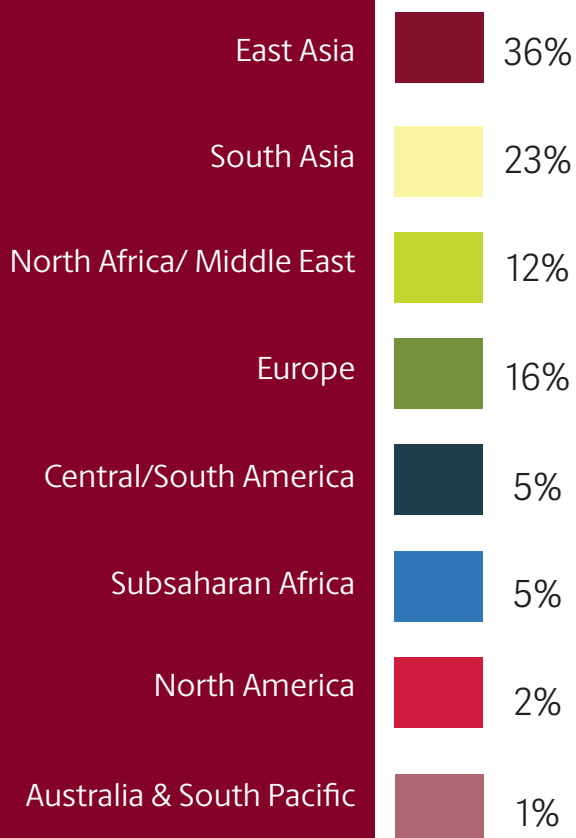


5 Year Growth

Degree Level	2017	2018	2019	2020	2021	2022
Undergraduate: Bachelors	509	595	632	482	464	445
Graduate: Masters, Specialists, Graduate Certificate	858	854	821	202	211	211
Graduate: Doctorate, Law				580	677	692
Non-Degree: Exchange	184	192	178	6	130	230
Non-Degree: IAP	136	139	198	85	58	34
Total	1,687	1,780	1,829	1,321	1,540	1612*

*Total does not include 2 non degree seeking students (1 bachelor, 1 graduate level)

WHERE IN THE WORLD ARE OUR STUDENTS FROM?



TOP 10 PLACES OF ORIGIN

- | | |
|----------------------|-----------------|
| 1. China (470) | 6. Iran (52) |
| 2. India (181) | 7. Germany (51) |
| 3. Bangladesh (69) | 8. Nigeria (43) |
| 4. South Korea (63) | 9. Taiwan (37) |
| 5. Saudi Arabia (56) | 10. Brazil (31) |

ENROLLMENT BY PLACE OF ORIGIN

Place	B	M	D	O	Total
Afghanistan			3		3
Argentina	1			2	3
Aruba	6	2			8
Australia	2		1	20	23
Austria			1	6	7
Azerbaijan			1		1
The Bahamas			1		1
Bangladesh		7	62		69
Belgium			2	5	7
Bhutan			1		1
Bolivia	1				1
Brazil	18	2	6	5	31
Bulgaria				1	1
Burma		1			1
Canada	10	6	6	3	25
Chile				8	8
China	177	48	212	33	470
Colombia		2	4	3	9
Costa Rica			1		1
Cote D'ivoire				1	1
Cyprus	2				2
Czech Republic				1	1
Denmark	2	1		3	6
Ecuador				3	3
Egypt		1	8		9
Ethiopia			1		1
France	4		2	22	28
Republic of The Gambia			1		1
Georgia			1		1

Place	B	M	D	O	Total
Greece		1	3		4
Haiti	1				1
Honduras	1				1
Hungary	2				2
India	33	59	85	4	181
Indonesia	7		1	1	9
Iran	1	3	48		52
Iraq			5		5
Ireland				5	5
Israel	3				3
Italy		5	3	9	17
Jamaica	1				1
Japan				5	5
Jordan			1		1
Kenya	1	1	3		5
Republic of South Korea	9	9	39	6	63
Kuwait	1		2		3
Lebanon		5	7		12
Malaysia	2		1		3
Mexico	2		2		4
Moldova	1				1
Mongolia	1				1
Morocco	1			2	3
Nambia		1			1
Nepal			18		18
The Netherlands	2	2	1	12	17
Nicaragua			1		1
Nigeria	4	8	30	1	43
Norway	1			4	5

ENROLLMENT BY PLACE OF ORIGIN

Place	B	M	D	O	Total
Panama	1				1
Paraguay			2		2
Peru	1		2	2	5
Philippines			2	1	3
Poland				1	1
Portugal	1			3	4
Qatar			1		1
Romania		1		1	2
Russia	7	1	7	2	17
Saint Lucia	1				1
Saudi Arabia	45	2	8	1	56
Senegal			1		1
Singapore	3		2	4	9
Slovenia	1				1
South Africa	1	3			4
Spain	4		3	20	27
Sri Lanka	1	1	19		21
Sweden	3	1		6	10
Switzerland			1	6	7
Syria			1		1
Taiwan	12	9	13	3	37
Tajikistan			1		1
Thailand	1	3	12	1	17
Trinidad and Tobago	1				1
Turkey	3	7	7		17
Turkmenistan			1		1
Uganda	2				2

Place	B	M	D	O	Total
United Kingdom	7	1	3	13	24
Uruguay				1	1
Venezuela	5		4		9
Vietnam	15	1	1	2	19
Zimbabwe			2		2
Total	445	211	691	267	1614

B Bachelors
 M Masters
 D Doctorate, Law
 O Non-Degree/Exchange, IAP, Certificates, Specialists



ENROLLMENT BY COLLEGE

College or School	B	M	D	Total
College of Engineering and Computing	80	53	240	373
College of Arts and Sciences	89	21	206	316
Darla Moore School of Business	127	56	37	220
College of Hospitality, Retail, and Sports Management	116	36	23	175
Norman J Arnold School of Public Health	10	19	85	114
School of Music	3	5	36	44
College of Education	0	6	24	30
College of Information and Communication	11	2	11	24
College of Pharmacy	5	1	15	21
College of Social Work	0	10	3	13
School of Medicine- Columbia	0	2	6	8
College of Nursing	4	0	1	5
Law School	0	0	4	4
School of Medicine- Greenville	0	0	1	1
Total	445	211	692	1348

Non-Degree Students	B	M	D	Total
International Accelerator Program	21	13	0	34
Exchange and Non-Degree	221	11	0	232
Total	242	24	0	266

Total Degree and Non-Degree Students	687	235	692	1614
---	------------	------------	------------	-------------

B - Bachelors

M - Masters, Specialists, Certificates

D - Doctorate, Law

445
BACHELORS

211
MASTERS

692
DOCTORATE

1614
**TOTAL DEGREE AND
NON-DEGREE SEEKING
INTERNATIONAL STUDENTS**



SCHOOL OF BUSINESS

DARLA MOORE

Program	B	M	D	Total
Accounting	4	0	0	4
Business Administration	1	3	30	34
Business Analytics	0	17	0	17
Economics	6	0	7	13
Finance	43	0	0	43
Human Resources	0	1	0	1
International Business	15	35	0	50
Management	16	0	0	16
Marketing	13	0	0	13
Operations and Supply Chain	14	0	0	14
Pre-Business	12	0	0	12
Real Estate	1	0	0	1
Risk Management and Insurance	2	0	0	2
Total	127	56	37	220



With 220 students, the Darla Moore School of Business has a strong international presence. The Moore School is committed to educating leaders in global business and to playing a central role in the economic growth of the state by bringing the world to South Carolina and South Carolina to the world.

With the #1 ranked undergraduate international business program and the #1 ranked International MBA program, the Darla Moore School of Business attracts the best and brightest students from around the world to attend UofSC.



PUBLIC HEALTH

NORMAN J. ARNOLD

Established in 1975, the Arnold School of Public Health is the primary public health and education resource for citizens of South Carolina. But their footprint goes beyond South Carolina: with 114 international students, the School of Public Health has an impact on communities worldwide via the education of international students from all over the globe. Arnold School graduate students, many of whom are international, consistently win campus, state and national honors in scholarship, academic achievement and service.

Maxwell Akonde, a fourth year PhD candidate in Epidemiology from Ghana, can often be found at his computer reviewing cancer research. With a background as a Medical Laboratory Scientist and a research focus on cancer and infectious diseases, he is pursuing a career that will improve the lives of others, with aspirations in clinical care and academic research.



Program	B	M	D
Athletic Training	0	2	0
Biostatistics	0	1	27
Communication Sciences and Disorders	0	0	4
Environmental Health Sciences	0	0	5
Epidemiology	0	6	16
Exercise Science	3	7	6
Health Promotion, Education, & Behavior	0	0	15
Health Services Policy and Management	0	2	12
Public Health	7	0	0
Speech-Language Pathology	0	1	0
Total	10	19	85

ARTS AND SCIENCES

Program	B	M	D
Anthropology	2	0	1
Art History	0	1	0
Art Studio	2	2	0
BioChem and Molecular Biology	2	0	0
Biological Sciences	8	0	14
Cardiovascular Technology	12	0	0
Chemistry	0	1	59
Comparative Literature	0	3	15
Creative Writing	0	1	0
Criminology and Criminal Justice	1	3	6
Dance	1	0	0
Economics	12	0	0
English	0	0	5
Experimental Psychology	13	0	6
Film and Media Studies	2	0	0
Geography	0	0	4
Geological Sciences	0	0	7
Geophysics	3	0	0
Global Studies	5	0	0
Total	63	11	117




The College of Arts and Sciences offers a wide range of academic disciplines spanning the arts, humanities, social and natural sciences, math, statistics and interdisciplinary studies. In collaboration with Global Carolina, the College of Arts and Sciences launched the Global Studies program in 2016, which is designed to educate the next generation of global leaders.

316 international students are enrolled within the College of Arts and Sciences. They are an integral component of the College's goal to open doors to the world, preparing students for an increasingly globalized society.

ARTS AND SCIENCES

Program	B	M	D	Total
History	0	0	2	2
International Studies	2	0	0	2
Liberal Studies	5	0	0	5
Linguistics	0	0	5	5
Marine Science	0	0	2	2
Mathematics	1	0	28	29
Media Arts	6	0	0	6
Physics	3	4	14	21
Political Science	2	0	12	14
Psychology	0	0	2	2
Public History	0	1	0	1
School Psychology	0	0	1	1
Sociology	1	0	3	4
Statistics	7	3	20	30
Theatre	0	2	0	2
Total	89	21	206	301



HOSPITALITY, RETAIL, AND SPORTS MANAGEMENT

The College of Hospitality, Retail, and Sports Management (HRSM) is making advances in the industry and in rankings, recently ranking in the top 10 in the country for hospitality and tourism management degree programs, number 1 in the U.S. and number 4 Worldwide in Sport Science by Shanghai Rankings and number 7 Hospitality School in the U.S. by Hospitality Colleges.



Program	B	M	D
Hospitality Management	29	0	13
Interdisciplinary Studies	1	0	0
International Hospitality and Tourism Management	0	3	0
Retailing	36	0	0
Sport and Entertainment Management	36	33	10
Tourism Management	14	0	0
Total	116	36	23

With 175 international students currently enrolled, HRSM is dedicated to international growth and partnerships. For instance, Guanlin Wu participated in a unique partnership with Beijing International Studies University. In 2021, he earned the Outstanding Senior in Tourism Management Award. Students like Wu, who take a step out of their comfort zone to develop themselves within a curriculum centered on an international framework, graduate with an expanded set of skills and opportunities for their future. The BISU 1+3 dual degree program is a strong example of how the College of HRSM is focused on comprehensive internationalization that has a reverberating impact worldwide.

ENGINEERING AND COMPUTING

Program	B	M	D
Aerospace Engineering	4	3	0
Biomedical Engineering	4	2	5
Chemical Engineering	8	1	38
Civil Engineering	5	2	30
Computer Science and Engineering	0	0	4
Computer Engineering	7	0	8
Computer Information Systems	4	0	0
Computer science	16	17	64
Electrical Engineering	8	0	28
Engineering Management	0	3	0
Health Information Technology	0	15	0
Informatics	0	0	6
Integrated Information Technology	6	0	0
Mechanical Engineering	18	8	57
Technical Innovation and Entrepreneurial Engineering	0	2	0
Total	80	53	240


The College of Engineering and Computing enrolls more international students than any other college, with 373 international students enrolled. With seven departments and more than forty programs, the College of Engineering and Computing gives international students many options from which to choose. The success stories of international students in the College are many, such as Sobhan Patnaik receiving the Roy G. Post Foundation Scholarship Award for his research on cracking of nuclear fuel pellets under transient temperature conditions.

With more international investment than any other state, the University of South Carolina's international students put UofSC at an advantage as new international partnerships are forged. In addition, international CEC students fill gaps within South Carolina's economy: for instance, Aruban student Ana Victoria Kock is one of the undergraduate Aerospace Engineering's program's first four graduates. Now, as she begins her master's in Aerospace Engineering with a particular emphasis on fuel, combustion, and propulsion at UofSC, she feels prepared for whatever lies ahead, saying, "I feel the Aerospace Engineering major taught me how to be thrown into an unknown situation and use my engineering skills, intuition, creativity and teamwork to solve it while remaining critical of my own solutions."



EDUCATION

Program	B	M	D
Applied Behavior Analysis	0	1	0
Counselor Education	0	0	1
Educational Administration	0	0	1
Educational Psychology and Research	0	1	8
Higher Education and Student Affairs	0	1	0
Language and Literacy	0	0	7
Physical Education	0	2	2
Special Education	0	1	1
Teaching and Learning	0	0	4
Total	0	6	24



The College of Education is a state and national leader in providing comprehensive, world-class preparation for teachers, counselors, education administrators, researchers and policymakers. The college certainly serves an integral role at the local and state level by preparing educators of all kinds to serve the needs of the state, but it also has quite a global footprint: 30 students enrolled within the College of Education hail from outside the U.S.

For instance, 2021 graduate and Holmes Scholar Dr. Ayan Mitra hails from India. He attended the University of South Carolina to study the link between neuroscience and children's literacy. He hopes to equip educators and psychologists with a deeper understanding of current brain research in relation to educational practices, and he was able to kick off his doctoral career by finding a place and excelling at the University of South Carolina.

INFORMATION AND COMMUNICATIONS

Program	B	M	D
Advertising	4	0	0
Broadcast Journalism	1	0	0
Health Communication	0	1	0
Information Science	2	0	0
Journalism	0	1	0
Library and Info Science	0	0	2
Mass Communications	3	0	9
Public Relations	1	0	0
Total	11	2	11

With 24 international students enrolled within the College of Information and Communication, the college's goal to know where and how to store and find information, how to analyze and synthesize it and how to deliver it across today's infinitely broad communications spectrum is clearly one that aligns with international student interests.



NURSING

Program	B	M	D
Nursing	4	0	0
Nursing Science	0	0	1
Total	4	0	1

With 39 international students combined across the Colleges of Nursing, Pharmacy, and Social Work, the global impact within these colleges is apparent. The graduate programs within these colleges are most appealing to international students, as many international students choose to culminate their studies at a U.S. university.

PHARMACY

Program	B	M	D
Pharmaceutical Sciences	4	1	13
Pharmacy (PharmD)	1	0	2
Total	5	1	15

SOCIAL WORK

Program	B	M	D
Social Work	0	10	3
Total	0	10	3



LAW

Program	B	M	D
Law	0	0	4
Total	0	0	4

MEDICINE

Program	B	M	D
Medicine	0	0	1
Total	0	0	1

If you attend a symphony performance or a church in the local Columbia area, chances are you might be enjoying music played by an international student utilizing CPT to gain necessary practical experience for their degree. Or if you visit the USC Medical School, you are likely to find an international doctoral student in their lab hard at work on their next discovery. 41 international students are enrolled across the Schools of Law, Medicine, and Music. The doctoral programs in Biomedical Science and Music Performance are the most popular degrees for international students at the University of South Carolina.

MUSIC

Program	B	M	D
Conducting	0	0	1
Music	3	3	0
Music Composition	0	0	2
Music Performance	0	2	22
Piano Pedagogy	0	0	11
Total	3	5	36



OTHER GLOBAL CAROLINA PROGRAMS

INTERNATIONAL ACCELERATOR PROGRAM

The International Accelerator Program (IAP) is a collection of pathways designed to help international students succeed inside and outside the classroom during their first year of study. IAP provides Undergraduate and Graduate pathway options to prepare students with language and academic courses.

ENGLISH PROGRAMS FOR INTERNATIONALS

English Programs for Internationals (EPI) was established in 1979 to help students achieve their English learning goals. As a constituent unit of Global Carolina, EPI provides high-quality English language instruction to international students whose academic goals may be professional or personal.

Fall 2022 Student Enrollment	
Academic Accelerator — AAP	12
Extended Accelerator — EAP	9
Master's Accelerator	13
International Direct — ID	33
Direct Master's Accelerator	3
Total	70

Fall 2022 Student Enrollment	
Fall 1 Term (August – October)	28
Fall 2 Term (October – December)	32
Total — Unique students across both terms	37



SPONSORED INTERNATIONAL STUDENTS

Fellowship and Scholarship Programs	
Athletic Scholarship	37
Egyptian Cultural and Educational Bureau	1
Embassy of State of Kuwait	2
Embassy of the United Arab Emirates (Police Attache)	3
Oman Government Scholarship	21
Qatar University	1
Saudi Arabia Government Scholarship	42
Turkish Government Scholarship	3
Total	110

The sponsored student population consists of F-1 and J-1 students who are sponsored by another organization, whether it be their home government, the U.S. government, Athletics, a company, or otherwise. International Student Services office serves as a liaison between sponsoring agencies and governments and the university. Our goal is to promote sponsored student success and implement a seamless transition into the university. ISS staff serve as the main point of contact for prospective, newly admitted and current sponsored students to ensure that the needs of 110+ sponsored students are met.



OTHER INTERNATIONAL STUDENT CATEGORIES

PALMETTO CAMPUS ENROLLMENT

ISS staff offers F-1 immigration support services to all of our Palmetto campuses. The enrollment numbers for Fall 2022 are reflected below. These services include issuing I-20s, enrollment checks, travel signature assistance, degree transfers and extensions. ISS also communicates with local campus staff to answer questions, as needed, to support student enrollment needs.

Fall 2022 Student Numbers	
Lancaster Campus	3
Salkehatchie Campus	15
Sumter Campus	14
Egyptian Cultural and Educational Bureau	10
Total	42

OPTIONAL PRACTICAL TRAINING

Optional Practical Training (OPT) is a one-year temporary employment benefit for F-1 visa holders, related to student's academic studies. STEM OPT Extension is a 24 month extension of OPT for specific degree fields. International Student Services advises these students on application requirements and optimal timeframe for Optional Practical Training. We ensure student compliance when applying for OPT or STEM OPT, review training plans for students on STEM OPT, and assist students in the maintenance of accurate records.

Fall 2022 Student Numbers	
Post-Completion OPT	160
STEM	85
Total	245



DISTANCE EDUCATION

Distance Education (DE) students are those studying remotely from their home countries. ISS continues to maintain immigration records for DE students.

Fall 2022 Student Numbers	
Distance Education	48

NON-CITIZEN STUDENTS

ISS verifies the citizenship status of non-U.S. citizen students in accordance with South Carolina state code. The number of enrolled noncitizens are as follows:

All Other Student Categories	
English Programs for Internationals (EPI)	37
Palmetto Campus Enrollment	42
Optional Practical Training (OPT)	245
Distance Education (DE)	48
Non-Citizen Students	144
Total	516



STUDENT CATEGORIES TOTALS

ISS provides varying levels of verification or immigration advising and support to the 516 students in the other categories listed. Including these student categories, ISS supports more than 2,000 USC Columbia and Palmetto Campus nonimmigrant students and alumni.

2022 STAFF



Christopher Reid
Assistant Director for
Retention & Integration
Services



Lauren Smith
Director



Raquel Harless
Manager of Immigration
Compliance



Julie Carriker
Senior Internationalization
Manager



Jie Liu
International Student
Advisor & Information
Technology Specialist



Ashlan Andrews
Global Carolina
Student Coordinator



Julia Ferillo
Student Services Provider



Marilyn McManus
Administrative Assistant



Beth Tilley
Senior Immigration
Manager



Joanna Zietara
International Student Advisor
& Sponsored Student
Specialist

“International Student Services has many roles on campus. But our most important and vital role is providing support to our F-1 and J-1 visa holding students and their families. We strive to be a welcoming space for international students with a focus on excellent customer service, genuine care, and immigration expertise.”

STUDENT STAFF



Akanksha Srivastav
International Programming
Graduate Assistant



Morgan Hall
International Student
Support Graduate Assistant



Amanda Steinhafel
International Community
Outreach Graduate Assistant



Ariel Hurley
MSW Student Services Intern



Matthew Benfield
BSW Student Services Intern

Effective December 1st

International Student Services (ISS) will be renamed International Student and Scholar Support (ISSS) to reflect the fact that the office will be taking over J-1 Scholar support. The J-1 Exchange Visitors Program is category specific and varies according to research activity, immigration history, the possibility of repeat visits to the U.S., anticipated length of stay, and the possibility of extension to that length of stay.

ISS GOALS

1. Respond nimbly to a dynamic regulatory environment to ensure institutional immigration compliance at the federal and state levels.
2. Advocate for international student retention and success by providing outstanding support services centered around competence and empathy.
3. Proliferate a culture of “the informed student,” empowering international students with knowledge and skills to properly maintain immigration compliance.
4. Expand cross-cultural learning and global competencies among students, faculty, staff, and the community.



**INTERNATIONAL
STUDENT SERVICES**