

# Global Carolina

## International Student Services

### Enrollment Report



Fall 2020

# CONTENTS

**3**

---

REPORT OVERVIEW

**4**

---

ENROLLMENT BY REGION &  
PLACE OF ORIGIN

**7**

---

ENROLLMENT BY COLLEGE &  
MAJOR

**13**

---

STUDENT POPULATIONS:  
SPONSORED STUDENTS

**14**

---

STUDENT POPULATIONS:  
PALMETTO CAMPUS & OPT

**15**

---

STUDENT POPULATIONS:  
DISTANCE ED & OTHER VISA TYPES

**16**

---

STUDENT POPULATIONS:  
IAP AND EPI PROGRAM DATA

**17**

---

STUDENT HIGHLIGHTS

**19**

---

FALL 2020 ISS STAFF

**20**

---

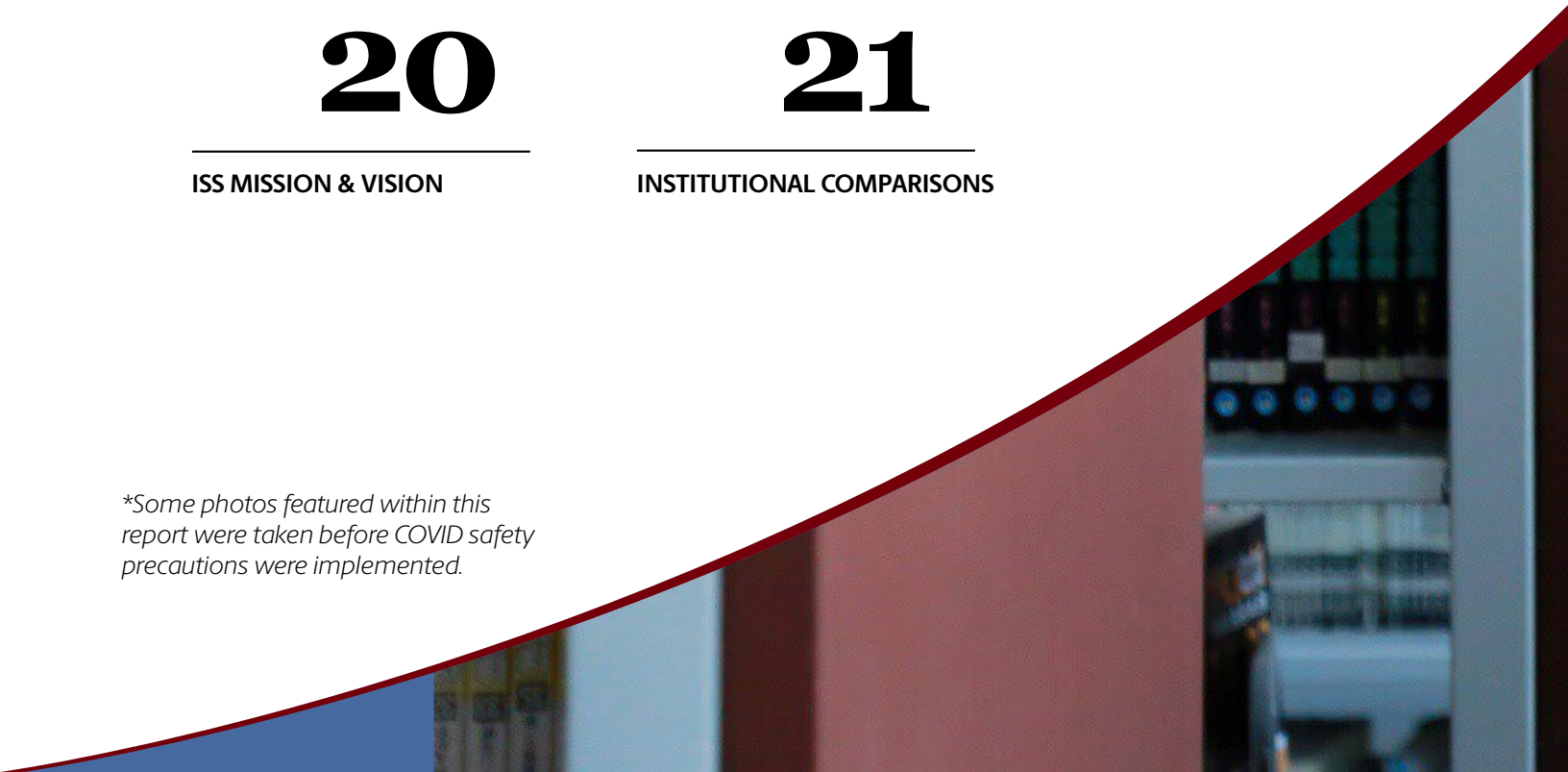
ISS MISSION & VISION

**21**

---

INSTITUTIONAL COMPARISONS

*\*Some photos featured within this report were taken before COVID safety precautions were implemented.*



# REPORT OVERVIEW

The **Fall 2020 International Student Enrollment Report** provides an overview of international student enrollment at the University of South Carolina Columbia campus. "International" in this context is an individual who holds an F-1 or J-1 student visa and is enrolled for credit at UofSC. In addition to F-1 and J-1 students at the Columbia campus, this report includes basic data for international student enrollment at Palmetto campuses, F-1 students utilizing the Optional Practical Training post-graduation work benefit, and other non-U.S. citizen students that require federal SAVE verification by South Carolina state law.

The Fall 2020 semester was anything but ordinary: due to the COVID-19 pandemic, international mobility was severely restricted. The approximate 28% decrease in international student enrollment reflected in this report was primarily due to travel restrictions, consulate closures, visa appointment backlogs, and the other difficulties that went along with the era of COVID-19. Nevertheless, UofSC continued to be home to a diverse array of talented, intelligent, and change-making international students.



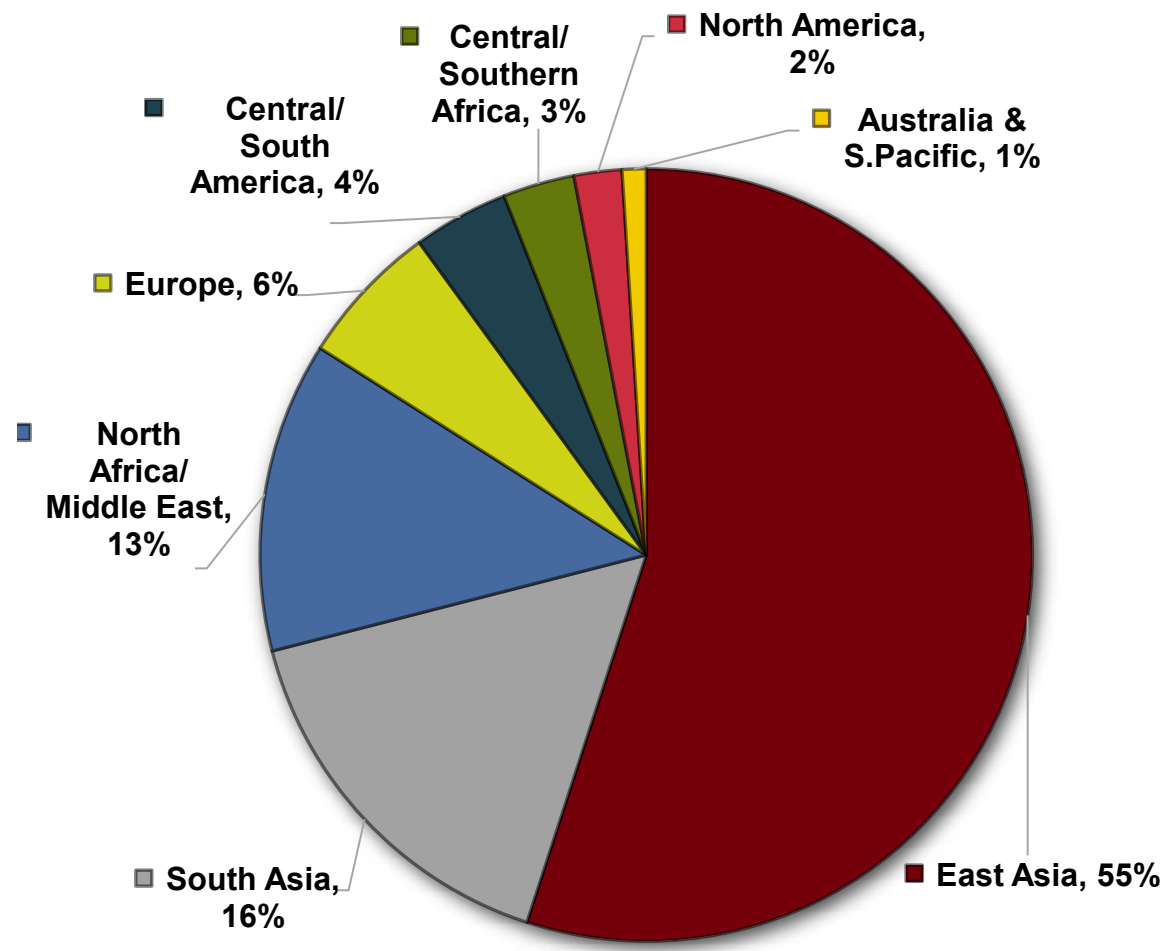
## FIVE YEAR GROWTH

Degree Level	2015	2016	2017	2018	2019	2020
Undergraduate: Bachelors	322	387	509	595	632	480
Graduate: Masters, Grad. Certificate	918	951	858	854	821	202
Graduate: Doctorate						580
Non Degree: Exchange	177	193	184	192	178	6
Non Degree: General						2
Non Degree: IAP	28	121	136	139	198	85
<b>Total*</b>	<b>1,445</b>	<b>1,652</b>	<b>1,687</b>	<b>1,780</b>	<b>1,829</b>	<b>1,321</b>

IAP = International Accelerator Program

(\*)EPI numbers are not included in any general report information due to their delineation from ISS students in SEVIS. General EPI student data is found on Page 16 of this report.

# ENROLLMENT DATA: WORLD REGIONS



## Top Ten Places of Origin

- |                   |              |
|-------------------|--------------|
| China (604)       | Taiwan (33)  |
| India (113)       | Iraq (32)    |
| Saudi Arabia (58) | Iran (28)    |
| South Korea (51)  | Nigeria (24) |
| Bangladesh (55)   | Oman (21)    |



# Enrollment By Place of Origin

Place	B	M	D	O	Total
Afghanistan	0	0	2	0	2
Angola	1	0	0	0	1
Armenia	0	0	1	0	1
Aruba	10	0	0	0	10
Australia	3	0	1	0	4
Bangladesh	0	7	48	0	55
Barbados	1	0	0	0	1
Belgium	0	0	1	2	3
Belize	2	0	0	0	2
Brazil	11	1	3	0	15
Canada	6	3	3	0	12
Chile	0	1	0	0	1
China	254	65	203	82	604
Colombia	0	1	3	0	4
Costa Rica	1	0	1	0	2
Czech Republic	0	0	1	0	1
Denmark	1	0	0	0	1

Place	B	M	D	O	Total
Ecuador	0	0	1	0	1
Egypt	0	1	5	0	6
Ethiopia	1	0	1	0	2
Finland	0	1	0	0	1
France	3	0	4	0	7
Germany	3	0	1	2	6
Ghana	0	2	3	0	5
Greece	1	0	4	0	5
Guatemala	0	1	0	0	1
Guyana	1	0	0	0	1
Honduras	1	0	0	0	1
Hong Kong	0	0	1	0	1
Hungary	2	1	0	0	3
Iceland	0	0	1	0	1
India	26	32	54	1	113
Indonesia	6	0	1	0	7
Iran	0	1	27	0	28
Iraq	0	0	32	0	32
Israel	3	0	1	0	4
Italy	0	3	3	0	6
Jamaica	1	1	0	0	2
Japan	2	0	0	1	3
Kenya	2	0	2	0	4

B = Bachelors

M = Masters (includes Graduate Certificate Students)

D = Doctorate

O = Other (Includes Exchange, Non-degree and International Accelerator Program students)

Place	B	M	D	O	Total
Korea, South	5	3	43	0	<b>51</b>
Lebanon	0	2	3	0	<b>5</b>
Malaysia	1	0	3	0	<b>4</b>
Mexico	0	2	3	0	<b>5</b>
Myanmar (Burma)	1	0	0	0	<b>1</b>
Nepal	0	2	15	0	<b>17</b>
Netherlands	0	0	2	0	<b>2</b>
New Zealand	1	0	0	0	<b>1</b>
Nicaragua	0	0	1	0	<b>1</b>
Nigeria	5	4	15	0	<b>27</b>
Oman	18	2	1	0	<b>21</b>
Pakistan	3	1	3	0	<b>7</b>
Paraguay	0	0	2	0	<b>2</b>
Peru	0	0	1	1	<b>2</b>
Philippines	1	0	3	0	<b>4</b>
Portugal	1	1	0	0	<b>2</b>
Romania	0	1	0	0	<b>1</b>
Russia	4	3	8	0	<b>15</b>
Saudi Arabia	44	3	11	0	<b>58</b>

Place	B	M	D	O	Total
Senegal	0	0	1	0	<b>1</b>
Serbia	0	0	1	0	<b>1</b>
Slovenia	1	0	0	0	<b>1</b>
South Africa	1	1	0	0	<b>2</b>
Spain	1	0	3	1	<b>5</b>
Sri Lanka	0	1	14	0	<b>15</b>
Sweden	1	0	0	0	<b>1</b>
Switzerland	1	0	0	0	<b>1</b>
Syria	1	0	0	0	<b>1</b>
Taiwan	11	10	12	0	<b>33</b>
Tajikistan	0	0	2	0	<b>2</b>
Thailand	0	1	8	1	<b>10</b>
Togo	0	0	1	0	<b>1</b>
Turkey	0	3	10	0	<b>13</b>
Ukraine	5	0	1	0	<b>6</b>
United Arab Emirates	7	0	0	0	<b>7</b>
United Kingdom	5	3	4	1	<b>13</b>
Venezuela	6	0	2	0	<b>8</b>
Vietnam	12	2	1	0	<b>15</b>
<b>Total</b>	<b>480</b>	<b>168</b>	<b>580</b>	<b>93</b>	<b>1321</b>



**UofSC has international students from 79 different countries enrolled as F-1 or J-1 visa holders.**

# INTERNATIONAL ENROLLMENT BY COLLEGE

College or School	B	M	D	Total
College of Arts and Sciences	90	10	172	272
Darla Moore School of Business	148	18	31	197
College of Education	0	2	22	24
College of Engineering and Computing	81	62	205	348
College of Hospitality, Retail & Sport Management	136	51	16	203
College of Information and Communication	12	3	6	21
School of Medicine	0	3	9	12
School of Music	2	5	33	40
College of Nursing	0	0	3	3
College of Pharmacy	3	0	18	21
Norman J. Arnold School of Public Health	4	10	63	77
College of Social Work	1	4	2	7
Undecided	3	0	0	3
<b>Total</b>	<b>480</b>	<b>168</b>	<b>580</b>	<b>1,228</b>
Non-Degree Students	B	M	D	Total
International Accelerator Program*	51	34	0	85
Exchange & Non-Degree	8	0	0	8
<b>Total</b>	<b>59</b>	<b>34</b>	<b>0</b>	<b>93</b>
<b>Overall Total</b>	<b>539</b>	<b>202</b>	<b>580</b>	<b>1,321</b>

*B = Bachelors*

*M = Masters (includes Graduate Certificate Students)*

*D = Doctorate*

(\*): This number includes students in the Extended Accelerator Program (EAP), the Academic Accelerator Program (AAP), the Master's Accelerator Program (MAP), and the Advanced Master's Accelerator Program.

# Enrollment By College

College of Arts and Sciences				
Program	Bachelors	Masters	Doctorate	Total
Anthropology	0	1	1	2
Studio Art	2	1	0	3
Biochemistry and Molecular Biology	2	0	0	2
Biological Sciences	9	0	12	21
Cardiovascular Technology	12	0	0	12
Chemistry	0	0	51	51
Clinical - Community Psychology	0	0	2	2
Comparative Literature	0	0	14	14
Criminology and Criminal Justice	2	1	4	7
Dance	1	0	0	1
Earth and Environment Resources Management	0	1	0	1
Economics	11	0	0	11
English	0	0	3	3
Environmental Science	3	0	0	3
Experimental Psychology	13	0	3	16
Geography	0	0	3	3
Geological Sciences	0	0	5	5
Geophysics	3	0	0	3
Global Studies	5	0	0	5
History	0	0	1	1
Interdisciplinary Studies	1	0	0	1
International Studies	3	1	0	4
Linguistics	0	0	6	6
Mathematics	2	0	13	15
Media Arts	9	0	0	9
Philosophy	0	0	2	2
Physics	2	0	15	17
Political Science	2	0	12	14
School Psychology	0	0	1	1
Sociology	3	0	2	5
Spanish	0	0	1	1



### College of Arts and Sciences (continued)

Program	Bachelors	Masters	Doctorate	Total
Statistics	4	2	21	27
Theatre	1	3	0	4
<b>Total</b>	<b>90</b>	<b>10</b>	<b>172</b>	<b>272</b>

### Darla Moore School of Business

Program	Bachelors	Masters	Doctorate	Total
Accounting	11	2	0	13
Business Administration	2	2	25	29
Economics	13	0	6	19
Finance	52	0	0	52
Human Resources	0	2	0	2
International Business	2	12	0	14
Management	25	0	0	25
Marketing	17	0	0	17
Operations & Supply Chain (Mgmt. Science)	9	0	0	9
Pre-Business	3	0	0	3
Real Estate	2	0	0	2
Retailing	11	0	0	11
Risk Management and Insurance	1	0	0	1
<b>Total</b>	<b>148</b>	<b>18</b>	<b>31</b>	<b>197</b>

### College of Education


Program	Bachelors	Masters	Doctorate	Total
Applied Behavior Analysis	0	1	0	1
Educational Administration	0	0	1	1
Educational Psychology and Research	0	0	9	9
Higher Education and Student Affairs	0	1	0	1
Language and Literacy	0	0	6	6
Physical Education	0	0	2	2
Teaching and Learning	0	0	4	4
<b>Total</b>	<b>0</b>	<b>2</b>	<b>22</b>	<b>24</b>

## College of Engineering and Computing

Program	Bachelors	Masters	Doctorate	Total
Aerospace Engineering	1	2	0	3
Biomedical Engineering	2	3	3	8
Chemical Engineering	15	2	35	52
Civil Engineering	3	3	28	34
Computer Science and Engineering	0	0	18	18
Computer Engineering	3	1	3	7
Computer Information Systems	2	0	0	2
Computer Science	15	26	40	81
Electrical Engineering	8	5	27	40
Engineering Management	0	3	0	3
Health Information Technology	0	11	0	11
Integrated Information Technology	4	0	0	4
Mechanical Engineering	28	5	50	83
Nuclear Engineering	0	0	1	1
Technology Innovation and Entrepreneurial Engineering	0	1	0	1
<b>Total</b>	<b>81</b>	<b>62</b>	<b>205</b>	<b>348</b>

## College of Hospitality, Retail and Sport Management

Program	Bachelors	Masters	Doctorate	Total
Hospitality Management	49	0	9	58
International Hospitality & Tourism Management	0	21	0	21
Retailing	32	0	0	32
Sport and Entertainment Management	30	30	7	67
Tourism Management	25	0	0	25
<b>Total</b>	<b>136</b>	<b>51</b>	<b>16</b>	<b>203</b>



## College of Information and Communications

Program	Bachelors	Masters	Doctorate	Total
Advertising	3	0	0	3
Broadcast Journalism	1	0	0	1
Journalism	0	2	0	2
Library and Information Science	0	1	0	1
Mass Communications	6	0	6	12
Public Relations	2	0	0	2
<b>Total</b>	<b>12</b>	<b>3</b>	<b>6</b>	<b>21</b>

## School of Medicine

Program	Bachelors	Masters	Doctorate	Total
Biomedical Science	0	0	9	9
Genetic Counseling	0	1	0	1
Rehabilitation Counseling	0	2	0	2
<b>Total</b>	<b>0</b>	<b>3</b>	<b>9</b>	<b>12</b>

## School of Music

Program	Bachelors	Masters	Doctorate	Total
Conducting	0	0	3	3
Music	2	1	0	3
Music Performance *	0	4	17	21
Piano Pedagogy	0	0	13	13
<b>Total</b>	<b>2</b>	<b>5</b>	<b>33</b>	<b>40</b>

\*Includes 4 Graduate Certificate Students



\*Some photos featured within this report were taken before COVID safety precautions were implemented.

## College of Nursing

Program	Bachelors	Masters	Doctorate	Total
Nursing Science	0	0	3	3
<b>Total</b>	<b>0</b>	<b>0</b>	<b>3</b>	<b>3</b>

## College of Pharmacy

Program	Bachelors	Masters	Doctorate	Total
Pharmaceutical Sciences	3	0	17	20
Pharmacy (PharmD)	0	0	1	1
<b>Total</b>	<b>3</b>	<b>0</b>	<b>18</b>	<b>21</b>

## Norman J. Arnold School of Public Health

Program	Bachelors	Masters	Doctorate	Total
Athletic Training	0	2	0	2
Biostatistics	0	3	15	18
Communication Sciences & Disorders	0	0	2	2
Environmental Health Sciences	0	1	11	12
Epidemiology	0	1	12	13
Exercise Science	2	2	0	4
Health Promotion, Education, and Behavior	0	1	11	12
Health Services Policy and Management	0	0	12	12
Public Health	2	0	0	2
<b>Total</b>	<b>4</b>	<b>10</b>	<b>63</b>	<b>77</b>

## College of Social Work

Program	Bachelors	Masters	Doctorate	Total
Social Work	1	4	2	7
<b>Total</b>	<b>1</b>	<b>4</b>	<b>2</b>	<b>7</b>

## Non-Degree & Undecided Students

Undergraduate Exchange & Non-Degree	8
Undecided	3
International Accelerator Program*	85
<b>Total</b>	<b>96</b>

\*Includes 5 AAP, 46 EAP, 3 Adv. MAP, 31 MAP students. ID and Direct Master's Accelerator Students are included in their specific major categories.

# Student Populations

## SPONSORED INTERNATIONAL STUDENTS

International Student Services office serves as a **liaison between sponsoring agencies and governments and the university** to promote sponsored student success and implement a seamless transition into the university. ISS staff serve as the main point of contact for prospective, newly admitted and current sponsored students to ensure that the needs of 150+ sponsored students are met.

Fellowship and Scholarship Programs	Totals
ADNOC (UAE)	6
Athletic Scholarship	32
Institute of International Education- Fulbright	3
Egyptian Cultural and Educational Bureau	1
Fukuoka Prefecture (Japan)	1
Higher Committee for Education Development (Iraq)	15
Ministry of Higher Education and Scientific Research (Iraq)	17
Oman Government Scholarship	19
Royal Thai Scholars	1
Saudi Arabia Government Scholarship	56
Turkish Government Scholarship	4
UAE Ministry of Higher Education	1
UAE Embassy	3
AFAQ for Leadership Development (UAE)	1
<b>Total</b>	<b>160</b>



ISS partners with UofSC Athletics to support our 32 international student athletes enrolled at UofSC Columbia.

# PALMETTO CAMPUS ENROLLMENT

ISS staff offers F-1 immigration **support services to all of our Palmetto campuses**. The enrollment numbers for Fall 2020 are reflected below. These services include issuing I-20s, enrollment checks, travel signature assistance, degree transfers and extensions. ISS also communicates with local campus staff to answer questions, as needed, to support student enrollment needs.

Fall 2020 Student Numbers	
Lancaster Campus	1
Salkehatchie Campus	7
Sumter Campus	5
Union Campus	0
<b>Total</b>	<b>13</b>



# OPTIONAL PRACTICAL TRAINING

Optional Practical Training (OPT) is a **one-year temporary employment benefit** for F-1 visa holders, related to student's academic studies. STEM OPT Extension is a 24 month extension of OPT for specific degree fields. International Student Services advises these students on application requirements and optimal timeframe for Optional Practical Training. We ensure student compliance when applying for OPT or STEM OPT, review training plans for students on STEM OPT, and assist students in the maintenance of accurate records.



Fall 2020 Student Numbers	
Pre-Completion OPT	1
Post-Completion OPT	163
STEM	95
<b>Total</b>	<b>259</b>

*\*Some photos featured within this report were taken before COVID safety precautions were implemented.*

# DISTANCE EDUCATION STUDENTS

In 2020 a larger group of **international students chose to study at a distance** due to the spread of COVID-19. These students completed coursework outside of the United States in the fall semester.

## Distance Education Students

General Distance Education	162
DE Executive IMBA Korea	14
DE Hamad Bin Khalifa University Qatar	31
DE Tec de Monterrey Mexico	7
Virtual International Accelerator Program Students	124
<b>Total</b>	<b>214</b>

## OTHER VISA TYPES

International Student Services office **utilizes the USCIS SAVE service** to verify lawful presence and students' eligibility to study at the University of South Carolina. The state of South Carolina has a legal presence verification requirement for any student wishing to attend a higher education institution.



Non F-1 and J-1 Students	Totals
A-1	1
Pending and/or Asylum	5
DACA	7
E-2	4
F-1 ON OPT	5
F-2	3
H-1	16
H-4	30
J-1	2
J-2	2
L-1	2
L-2	6
TN	1
<b>Total</b>	<b>84</b>

# Other Global Carolina Programs

For more information on these programs, refer to the Global Carolina Annual Report.

## INTERNATIONAL ACCELERATOR PROGRAM

The International Accelerator Program is a collection of pathways designed to help international students succeed inside and outside the classroom during their first year of study. IAP provides Undergraduate and Graduate pathway options to prepare students with language and academic courses.

Fall 2020 Student Enrollment	
Academic Accelerator - AAP	5
Extended Accelerator - EAP	46
Advanced Master's Accelerator	3
Master's Accelerator	31
International Direct - ID	13
Direct Master's Accelerator	0
<b>Total</b>	<b>98</b>



## ENGLISH PROGRAMS FOR INTERNATIONALS

English Programs for Internationals (EPI) was established in 1979 to help students achieve their English learning goals. As a constituent unit of Global Carolina, EPI provides high-quality English language instruction to international students whose academic goals may be professional or personal.

Fall 2020 Student Enrollment	
Fall 1 Term (August - October)	28
Fall 2 Term (October - December)	32
<b>Total - Unique Students Across Both Terms</b>	<b>32</b>



# Student Highlights

**International students rose to the challenge during the fall 2020 semester**, despite the many changes in classes moving to an online and hybrid model, the new physical distancing rules, and campus mask requirements.

- Students were selected as new leaders, including two international students in the Graduate Student Association (GSA) executive team, and four more on the GSA cabinet.
- For the first time, **an international student served as UofSC Student Body President**. Issy Rushton from Australia became a crucial student leader during the COVID-19 pandemic.
- ISS Thinking Globally ambassadors continued to present to University 101 classes, offering both online and face to face options for instructors. The Thinking Globally program was ranked the **most valuable presentation in Fall 2020**, based on U101 assessment data.
- Student groups rallied to table on Greene Street for **the annual International Festival**, bringing images and displays of their country to those on campus.



# 2020 INTERNATIONAL FESTIVAL ON GREENE



# FALL 2020 ISS STAFF



**Lauren Smith**  
Director



**Christopher Reid**  
Assistant Director for  
Retention & Integration  
Services



**Julia Ferillo**  
Student Services Provider



**Yu "Yagi" Aoyagi**  
Accelerator Programs Incoming  
Student Coordinator



**Sylvain Chabra**  
Senior International  
Student Advisor



**Raquel Harless**  
Manager of Immigration  
Compliance



**Jie Liu**  
International Student Advisor  
& Information Technology  
Specialist



**Marilyn McManus**  
Administrative Assistant



**Julie Carriker**  
Internationalization  
Programming Coordinator



**Beth Tilley**  
Incoming Student  
Coordinator



**Joanna Zietara**  
International Student  
Advisor & Sponsored  
Student Specialist



**Esther McCartney**  
Thinking Globally  
Graduate Assistant



**Patrick Steimer**  
International Programming  
Graduate Assistant



**Marlee Skavnes**  
Internationalization  
Graduate Assistant

# MISSION STATEMENT

**Our Mission** - International Student Services supports nonimmigrant international students and institutional stakeholders on matters of immigration compliance and cross-cultural adjustment to promote academic success. ISS contributes to global engagement of the greater University of South Carolina community through dynamic internationalization programming.

**Our Vision** - To inspire University of South Carolina students to forge international connections, to engage in transformative educational experiences through a lens of global curiosity, and ultimately, to engender positive change in the world through their increased intercultural competence.



## Fall 2020 Highlights

- ISS internationalization efforts like the Buddies Beyond Borders program and the Thinking Globally program **moved to virtual activities and online class visits** in fall. ISS staff also transitioned to hosting new student orientation virtually.
- Due to the spread of COVID -19 in 2020, ISS transitioned to **online support services** including online chat. During the Fall 2020 semester, ISS staff advised more than 500 students using our online advising chat services.

# Institutional Comparisons

UofSC International Student Services strives to provide excellent student services to international students while also internationalizing the UofSC campus. These benchmarking numbers demonstrate how our enrollment compares to our peer, peer aspirant, and other SEC institutions.

University of South Carolina	Total International Students
University of South Carolina - Columbia	1,321

Peer Institution	Total
Auburn University*	3,034
University of Georgia*	2,474
University of Massachusetts - Amherst*	4,359
University of Missouri - Columbia*	1,931
University of Tennessee - Knoxville*	1,253

Peer Aspirant Institution	Total
University of Florida*	7,172
University of Illinois - Urbana - Champaign*	13,962
University of Maryland - College Park*	6,502
University of North Carolina - Chapel Hill*	2,400
University of Virginia*	3,060

South Eastern Conference (SEC)	Total
Vanderbilt University	1,220
University of Mississippi	609
University of Kentucky	1,377
University of Arkansas	1,214
University of Alabama	1,173
Texas A&M University	5,011
Louisiana State University	1,361
Mississippi State University	688

*\*Data obtained from Institute of International Education. "Institutions Enrolling 10 or More International Students, 2019/2020" Open Doors Report on International Educational Exchange. Retrieved from <http://www.iie.org/opendoors>. Numbers from IIE include students on OPT.*



International Student Services  
1705 College Street  
Close-Hipp 470  
Columbia, SC 29208

803-777-7461  
[sc.edu/international services](http://sc.edu/international-services)  
[facebook.com/usciss](https://facebook.com/usciss)



**Global Carolina**  
University of South Carolina