

IPEDS 2021-22 Data Collection System

IPEDS HELP DESK (877) 225-2568 | ipedshelp@rti.org
OMB NO. 1850-0582 v.29 : Approval Expires 8/31/2022
User ID: 45C0011

Graduation Rates 2021-22

Institution: University of South Carolina-Sumter (218690)

User ID: 45C0011

Overview

Graduation Rates Overview

Welcome to the IPEDS Graduation Rates (GR) survey component. The GR component collects data on the cohort of full-time, first-time degree/certificate-seeking undergraduate students and tracks their completion status at 150% of the normal time to complete all requirements of their program of study. This information is collected to assist institutions in complying with the requirements of the Student Right-to-Know Act.

Data Reporting Reminders

- Report data to accurately reflect the time period corresponding with the IPEDS survey component, even if such reporting is seemingly inconsistent with prior-year reporting. For example, if a summer term began later than usual due to Coronavirus Pandemic postponements, continue to report using the timeframes as defined in the IPEDS instructions. NCES expects that some data reported during the 2021-22 data collection year will vary from established prior trends due to the impacts of Coronavirus Pandemic. If an error edit is triggered even when submitting accurate data, please indicate in the corresponding context box or verbally to the Help Desk that the seemingly inconsistent data are accurate and reflect the effects of Coronavirus Pandemic.
 - Once a student is in the cohort, they remain in the cohort, even if their status changes to part-time or they drop out or transfer out of the institution. However, adjustments can be made to the cohort for allowable exclusions, which include the death of a student, permanent disability, military deployment, or service on an official church mission or with a foreign aid service of the Federal government.
- i**
- When reporting award levels for sub-baccalaureate certificates, determine program length by the number of credit or clock hours, NOT the academic year length in parentheses. The academic year length is meant only to provide context.

Changes to reporting for 2021-22:

There are no changes to this survey component.

Resources:

- The survey materials package for this component can be downloaded using the following link: [Survey Materials](#)
- To access your prior year data submission for this component: [Reported Data](#)

If you have questions about completing this survey, please contact the **IPEDS Help Desk at 1-877-225-2568**.

Institution: University of South Carolina-Sumter (218690)

User ID: 45C0011

Establishing cohort

Establishing cohorts

Based on your institution's response to the predominant calendar system question (B3) on the Institutional Characteristics Header survey component from the IPEDS Fall 2021 data collection,

your institution must report graduation rates data using a :	Fall Cohort
<p><i>A <u>fall cohort</u> is used by institutions with standard academic terms (semester, trimester, quarter, 4-1-4). A <u>full-year cohort</u> is used by institutions offering primarily occupational/vocational programs and operating on a continuous basis.</i></p>	

Reporting Reminder:

- Report Hispanic/Latino individuals of any race as Hispanic/Latino
- Report race for non-Hispanic/Latino individuals only

Cohort of full-time, first-time degree/certificate-seeking undergraduate students

Please review the data in the initial cohort column and re-enter the cohort data making any necessary corrections for omissions, erroneous reporting, or where better information regarding race/ethnicity or gender is available. Institutions must continue to report using the new race/ethnicity categories. For information and assistance with this, please visit the [IPEDS Race/Ethnicity Information Center](#).

Men

Screen 1 of 5	Cohort year 2018	
	Initial cohort	Revised cohort
Nonresident alien	5	<input type="text" value="5"/>
Hispanic/Latino	7	<input type="text" value="7"/>
American Indian or Alaska Native	0	<input type="text" value="0"/>
Asian	1	<input type="text" value="1"/>
Black or African American	30	<input type="text" value="30"/>
Native Hawaiian or Other Pacific Islander	0	<input type="text" value="0"/>
White	77	<input type="text" value="77"/>
Two or more races	7	<input type="text" value="7"/>
Race and ethnicity unknown	5	<input type="text" value="5"/>
Total men	132	132

Women

Screen 1 of 5	Cohort year 2018	
	Initial cohort	Revised cohort
Nonresident alien	0	<input type="text" value="0"/>
Hispanic/Latino	7	<input type="text" value="7"/>
American Indian or Alaska Native	0	<input type="text" value="0"/>
Asian	2	<input type="text" value="2"/>
Black or African American	31	<input type="text" value="31"/>
Native Hawaiian or Other Pacific Islander	0	<input type="text" value="0"/>
White	58	<input type="text" value="58"/>
Two or more races	8	<input type="text" value="8"/>
Race and ethnicity unknown	8	<input type="text" value="8"/>
Total women	114	114

Total men + women	246	246
--------------------------	------------	------------

Institution: University of South Carolina-Sumter (218690)

User ID: 45C0011



Completers within 150%

Cohort of full-time, first-time degree/certificate-seeking undergraduate students



In the columns below, report the status of the 2018 cohort of full-time, first-time degree/certificate-seeking undergraduate students listed in Column 10. Those who completed their program within 150% of normal time as of August 31, 2021 should be reported in either Column 11 or 12, depending on the length of the program completed.

- Report Hispanic/Latino individuals of any race as Hispanic/Latino
- Report race for non-Hispanic/Latino individuals only

Men

Screen 2 of 5	Cohort year 2018			
	Cohort	Cohort students who completed their program within 150% of normal time to completion		Total completers within 150%
		 Completers of programs of less than 2 academic yrs (or equivalent)	 Completers of programs of at least 2 but less than 4 academic yrs (or equivalent)	
	(Column 10)	(Column 11)	(Column 12)	(Column 29)
Nonresident alien	5	<input type="text" value="0"/>	<input type="text" value="4"/>	4
Hispanic/Latino	7	<input type="text" value="0"/>	<input type="text" value="2"/>	2
American Indian or Alaska Native	0	<input type="text" value="0"/>	<input type="text" value="0"/>	0
Asian	1	<input type="text" value="0"/>	<input type="text" value="0"/>	0
Black or African American	30	<input type="text" value="0"/>	<input type="text" value="9"/>	9
Native Hawaiian or Other Pacific Islander	0	<input type="text" value="0"/>	<input type="text" value="0"/>	0
White	77	<input type="text" value="1"/>	<input type="text" value="15"/>	16
Two or more races	7	<input type="text" value="2"/>	<input type="text" value="0"/>	2
Race and ethnicity unknown	5	<input type="text" value="0"/>	<input type="text" value="0"/>	0
Total men	132	3	30	33

Women

Screen 2 of 5	Cohort year 2018			
	Cohort	Cohort students who completed their program within 150% of normal time to completion		Total completers within 150%
		 Completers of programs of less than 2 academic yrs (or equivalent)	 Completers of programs of at least 2 but less than 4 academic yrs (or equivalent)	
	(Column 10)	(Column 11)	(Column 12)	(Column 29)
Nonresident alien	0	<input type="text" value="0"/>	<input type="text" value="0"/>	0
Hispanic/Latino	7	<input type="text" value="0"/>	<input type="text" value="3"/>	3
American Indian or Alaska Native	0	<input type="text" value="0"/>	<input type="text" value="0"/>	0
Asian	2	<input type="text" value="0"/>	<input type="text" value="0"/>	0
Black or African American	31	<input type="text" value="1"/>	<input type="text" value="9"/>	10
Native Hawaiian or Other Pacific Islander	0	<input type="text" value="0"/>	<input type="text" value="0"/>	0
White	58	<input type="text" value="3"/>	<input type="text" value="17"/>	20
Two or more races	8	<input type="text" value="1"/>	<input type="text" value="2"/>	3
Race and ethnicity unknown	8	<input type="text" value="0"/>	<input type="text" value="4"/>	4
Total women	114	5	35	40

Total men + women	246	8	65	73
--------------------------	------------	----------	-----------	-----------

Institution: University of South Carolina-Sumter (218690)

User ID: 45C0011

Transfers/exclusions

- In the columns below, report the status of those students in the 2018 cohort of full-time, first-time degree/certificate-seeking undergraduate students listed in Column 10 who did not complete a program as of August 31, 2021.
- Report transfers-out who did not complete a program in Column 30. If the mission of your institution includes providing substantial preparation for students to enroll in another eligible institution WITHOUT having completed a program, you must report transfer-out data in Column 30. A school is required to report only on those students that the school knows have transferred to another eligible institution. A school must document that the student actually transferred. If it is not part of your mission, you may report transfer-out data if you wish.
- Report eligible exclusions from the cohort in Column 45. The ONLY allowable categories for this column are:
 - students who died or became permanently disabled
 - students who left school to serve in the armed forces (or have been called up to active duty)
 - students who left school to serve with a foreign aid service of the Federal Government
 - students who left school to serve on an official church mission
- Column 52 [No longer enrolled] will be calculated for you. This includes students who have dropped out as well as those who completed in greater than 150% of normal time.
- If you do not have any values to report in either Column 30, 45, or 51, you must enter at least one zero in a field on this screen to continue.

Cohort of full-time, first-time degree/certificate-seeking undergraduate students

- Report Hispanic/Latino individuals of any race as Hispanic/Latino
- Report race for non-Hispanic/Latino individuals only

Men

Screen 3 of 5	Cohort year 2018					
	Cohort	Total completers within 150%	Total transfer-out students	Total exclusions	Still enrolled	No longer enrolled
	(Column 10)	(Column 29)	(Column 30)	(Column 45)	(Column 51)	(Column 52)
Nonresident alien	5	4	<input type="text" value="0"/>	<input type="text" value="0"/>	<input type="text" value="0"/>	1
Hispanic/Latino	7	2	<input type="text" value="2"/>	<input type="text" value="0"/>	<input type="text" value="0"/>	3
American Indian or Alaska Native	0	0	<input type="text" value="0"/>	<input type="text" value="0"/>	<input type="text" value="0"/>	0
Asian	1	0	<input type="text" value="0"/>	<input type="text" value="0"/>	<input type="text" value="0"/>	1
Black or African American	30	9	<input type="text" value="13"/>	<input type="text" value="0"/>	<input type="text" value="0"/>	8
Native Hawaiian or Other Pacific Islander	0	0	<input type="text" value="0"/>	<input type="text" value="0"/>	<input type="text" value="0"/>	0
White	77	16	<input type="text" value="40"/>	<input type="text" value="0"/>	<input type="text" value="1"/>	20
Two or more races	7	2	<input type="text" value="3"/>	<input type="text" value="0"/>	<input type="text" value="1"/>	1
Race and ethnicity unknown	5	0	<input type="text" value="1"/>	<input type="text" value="0"/>	<input type="text" value="0"/>	4
Total men	132	33	59	0	2	38

Women

Screen 3 of 5	Cohort year 2018					
	Cohort	Total completers within 150%	Total transfer-out students	Total exclusions	Still enrolled	No longer enrolled
	(Column 10)	(Column 29)	(Column 30)	(Column 45)	(Column 51)	(Column 52)
Nonresident alien	0	0	<input type="text" value="0"/>	<input type="text" value="0"/>	<input type="text" value="0"/>	0
Hispanic/Latino	7	3	<input type="text" value="2"/>	<input type="text" value="0"/>	<input type="text" value="1"/>	1
American Indian or Alaska Native	0	0	<input type="text" value="0"/>	<input type="text" value="0"/>	<input type="text" value="0"/>	0
Asian	2	0	<input type="text" value="2"/>	<input type="text" value="0"/>	<input type="text" value="0"/>	0
Black or African American	31	10	<input type="text" value="12"/>	<input type="text" value="0"/>	<input type="text" value="0"/>	9
Native Hawaiian or Other Pacific Islander	0	0	<input type="text" value="0"/>	<input type="text" value="0"/>	<input type="text" value="0"/>	0
White	58	20	<input type="text" value="21"/>	<input type="text" value="0"/>	<input type="text" value="1"/>	16
Two or more races	8	3	<input type="text" value="4"/>	<input type="text" value="0"/>	<input type="text" value="0"/>	1
Race and ethnicity unknown	8	4	<input type="text" value="2"/>	<input type="text" value="0"/>	<input type="text" value="0"/>	2
Total women	114	40	43	0	2	29

Total men + women	246	73	102	0	4	67
Total in prior year (men and women)	265		120			

Institution: University of South Carolina-Sumter (218690)

User ID: 45C0011

Completers within 100%

- In the columns below, report the status of those students in the 2018 cohort of full-time, first-time degree/certificate-seeking undergraduate students who completed their program within 100% of normal time to completion.
- Those who completed their program within 100% of normal time should be reported in either Column 55 or 56, depending on the length of the program completed.

Cohort of full-time, first-time degree/certificate-seeking undergraduate students

Screen 4 of 5	Cohort year 2018				
	Revised cohort	Exclusions	Cohort students who completed their program within 100% of normal time to completion		Total completers within 100% (Column 55 + 56) (Column 57)
Completers of programs of less than 2 academic yrs (or equivalent) (Column 55)			Completers of programs of at least 2 but less than 4 academic yrs (or equivalent) (Column 56)		
Total men + women	246	0	8	65	73

Institution: University of South Carolina-Sumter (218690)

User ID: 45C0011

Pell recipients and recipients of a subsidized Direct Loan who did not receive a Pell Grant

For each subcohort, report the number of students in the cohort, total exclusions for the cohort, and the number of students that completed a certificate or degree within 150% of normal time to completion.

- Recipients of a Pell Grant and Recipients of a Direct Subsidized Loan that did not receive a Pell Grant are *mutually exclusive*, that is, if a student is in one cohort, they cannot be in the other cohort.
- The total of these 2 subcohorts must be less than the full-time, first-time, degree/certificate-seeking cohort

Cohort of full-time, first-time degree/certificate-seeking undergraduate students

Screen 5 of 5	Cohort year 2018		
	Number of students in cohort	Total exclusions	Number of students that completed within 150% of normal time to completion
	(Column 10)	(Column 45)	(Column 29)
Full-time, first-time, degree/certificate-seeking cohort	246	0	73
Recipients of a Pell Grant (within entering year)	<input type="text" value="125"/>	<input type="text" value="0"/>	<input type="text" value="41"/>
Recipients of a Direct Subsidized Loan (Within entering year) that did not receive a Pell Grant	<input type="text" value="16"/>	<input type="text" value="0"/>	<input type="text" value="4"/>
Did not receive either a Pell Grant or Direct Subsidized Loan (within entering year)	105	0	28

Institution: University of South Carolina-Sumter (218690)

User ID: 45C0011


Graduation and transfer-out rates

Calculation of graduation and transfer-out rates

Screen 1 of 2	Cohort year 2018	
	Graduation rate	Transfer-out rate
Overall Rates (will be displayed on College Navigator)	30	41
Men	25	45
Women	35	38

Do you wish to provide additional context notes?

No Yes

 You may use the box below to provide additional context for the data you have reported above. Context notes will be posted on the College Navigator website. Therefore, you should write all context notes using proper grammar (e.g., complete sentences with punctuation) and common language that can be easily understood by students and parents (e.g., spell out acronyms).

Institution: University of South Carolina-Sumter (218690)

User ID: 45C0011

4-year average rates

4-year average rates

Screen 2 of 2

Men

	2015	2016	2017	2018	4-year Total
Adjusted cohort	90	101	133	132	456
Total completers within 150%	23	24	30	33	110
Total transfer-out students	38	50	65	59	212

Women

	2015	2016	2017	2018	4-year Total
Adjusted cohort	94	107	132	114	447
Total completers within 150%	30	40	50	40	160
Total transfer-out students	37	50	55	43	185

Total (men and women)

	2015	2016	2017	2018	4-year Total
Adjusted cohort	184	208	265	246	903
Total completers within 150%	53	64	80	73	270
Total transfer-out students	75	100	120	102	397
4-year average Student Right-to-Know Completion or Graduation Rate Calculation (Total Completers within 150% / Adjusted Cohort)					30
4-year average Student Right-to-Know Transfer-out Rate Calculation (Total Transfer-out Students / Adjusted Cohort)					44

Institution: University of South Carolina-Sumter (218690)

User ID: 45C0011

Prepared by

Prepared by

Reporting Reminders:

- The name of the preparer is being collected so that we can follow up with the appropriate person in the event that there are questions concerning the data.
- The Keyholder will be copied on all email correspondence to other preparers.
- The time it took to prepare this component is being collected so that we can continue to improve our estimate of the reporting burden associated with IPEDS.
- Please include in your estimate the time it took for you to review instructions, query and search data sources, complete and review the component, and submit the data through the Data Collection System.
- Thank you for your assistance.

This survey component was prepared by:

<input checked="" type="radio"/>	Keyholder	<input type="radio"/>	SFA Contact	<input type="radio"/>	HR Contact
<input type="radio"/>	Finance Contact	<input type="radio"/>	Academic Library Contact	<input type="radio"/>	Other

Name:

Email:

How many staff from your institution only were involved in the data collection and reporting process of this survey component?

Number of Staff (including yourself)

How many hours did you and others from your institution only spend on each of the steps below when responding to this survey component?
 Exclude the hours spent collecting data for state and other reporting purposes.

Staff member	Collecting Data Needed	Revising Data to Match IPEDS Requirements	Entering Data	Revising and Locking Data
Your office	<input type="text" value="32.00"/> hours	<input type="text" value="16.00"/> hours	<input type="text" value="1.00"/> hours	<input type="text" value="1.00"/> hours
Other offices	<input type="text"/> hours	<input type="text"/> hours	<input type="text"/> hours	<input type="text"/> hours

Institution: University of South Carolina-Sumter (218690)

User ID: 45C0011

Summary

2021 IPEDS Graduation Rate Component Data Summary

IPEDS collects important information regarding your institution. All data reported in IPEDS survey components become available in the IPEDS Data Center and appear as aggregated data in various Department of Education reports. Additionally, some of the reported data appears specifically for your institution through the College Navigator website and is included in your institution's Data Feedback Report (DFR). The purpose of this summary is to provide you an opportunity to view some of the data that, when accepted through the IPEDS quality control process, will appear on the College Navigator website and/or your DFR. College Navigator is updated approximately three months after the data collection period closes and Data Feedback Reports will be available through the [Data Center](#) and sent to your institution's CEO in November 2021.

Please review your data for accuracy. If you have questions about the data displayed below after reviewing the data reported on the survey screens, please contact the IPEDS Help Desk at: 1-877-225-2568 or ipedshelp@rti.org.

Overall Graduation Rate	
Graduation Rate	30%
Total number of students in the Adjusted Cohort	246
Total number of completers within 150% of normal time	73

Overall Transfer-out Rate	
Transfer-out Rate	41%
Total number of students in the Adjusted Cohort	246
Total number of transfers-out within 150% of normal time	102

Institution: University of South Carolina-Sumter (218690)

User ID: 45C0011

Edit Report

Graduation Rates

There are no errors for the selected survey and institution.