
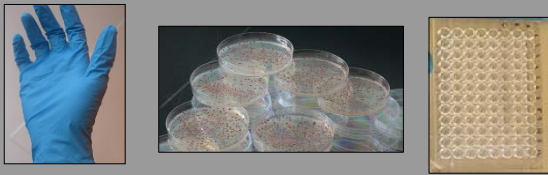














School of Medicine: Biohazard Waste Disposal Guide

| | Sharps Waste | Solid Biohazard Waste | Animal Waste |
|--------------|---|--|---|
| Waste |  |  |  |
| Container | <p>Sharps must be discarded in a puncture-resistant biohazard sharps container</p>  |  <p>Contaminated solid waste must be discarded in a leak-proof biohazard waste container in the lab</p> |  |
| Disinfection |  | <p>All solid biohazard waste must be autoclaved</p>  |  |
| Disposal |  <p>Place closed sharps containers in biohazard box next to freezer in Building 4 (outside DLAR)</p> | <p>After autoclaving, solid waste bags must be placed in a biohazard box with a red bag liner in the autoclave room. SOM Safety Services will tape full boxes closed and take to Building 4 on Tuesday afternoons.</p>  |  <p>Only animal waste can be discarded in DLAR freezers. Bags with animal waste must be in secondary containment inside freezer.</p> |

Biohazard waste bags must never be left on the floor in Building 4 outside DLAR or in any other areas. You may request new biohazard sharps containers from the SOM Office of Custodial & Safety Services.